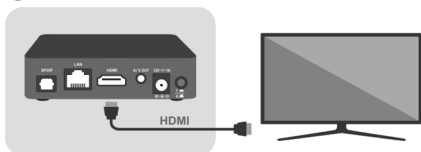


# Quick Installation

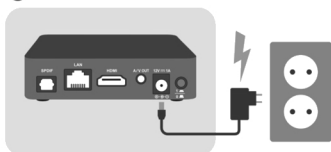
FORMULER **Z** nano

## Installation

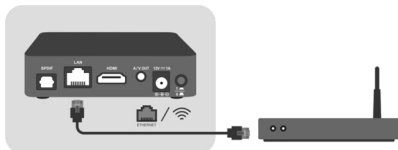
1



2



3



## English

## Troubleshooting

| Problem  | Solution   |
|--|--|
| No Picture                                       | <ul style="list-style-type: none"><li>To match the STB system with your TV system (PAL/NTSC), press Resolution button until a picture is displayed.</li><li>Check the video output port is firmly connected to the TV.</li><li>Check that you have selected the Video Input on your TV.</li><li>Check the brightness level of the TV.</li><li>Check the resolution that your TV supports, and set the proper resolution with the remote Resolution button to obtain a picture.</li></ul> |
| Does not display any message on the front panel. | <ul style="list-style-type: none"><li>Check the main power cable and check that it is plugged into a suitable power outlet.</li></ul>  |
| No Sound   | <ul style="list-style-type: none"><li>See 'No Picture' above.</li><li>Check the volume level of the TV and STB.</li><li>Check the Mute status of the TV and STB.</li></ul>   |
| Remote Control does not operate                  | <ul style="list-style-type: none"><li>Point remote control directly towards the STB.</li><li>Check that the STB button lights up when you press any button.</li><li>Check and replace batteries.</li></ul>   |